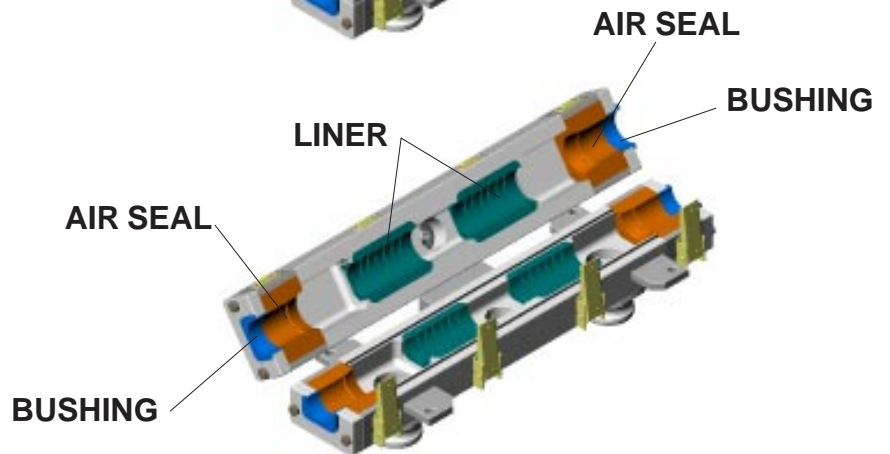
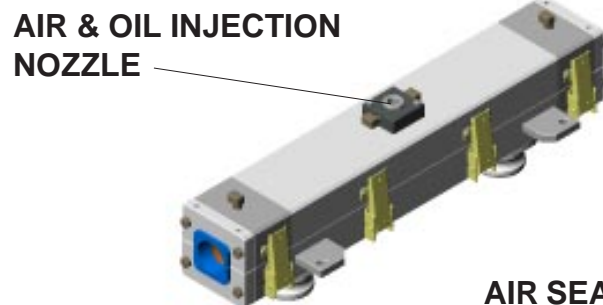
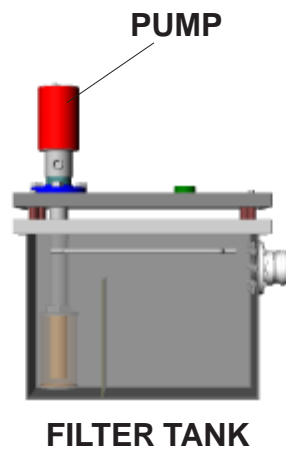
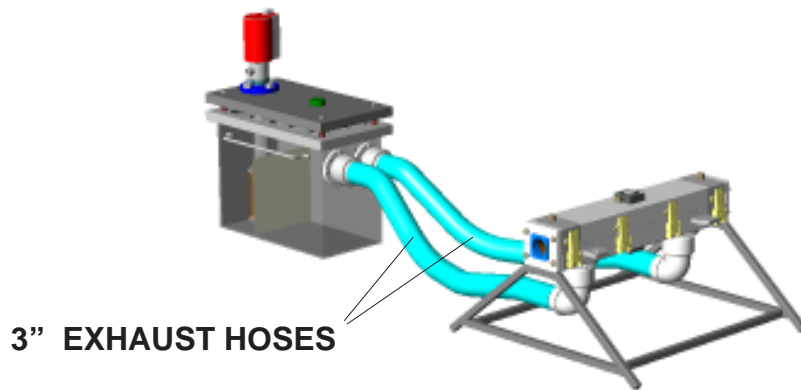


# CORE-LUBE 1500 SER.

The 1500 SER. offers far more penetrating and cleaning power.

The air requirement to operate the 1500 Ser. System is (1000 CFM) 10 times that of the 950 Ser. System.



> Max. Wire Rope Size: 2 1/2"

**CoreLube** Equipment

Phone: 403-529-9645 Fax: 403-527-1369

E-Mail: [corelube@telusplanet.net](mailto:corelube@telusplanet.net)