

PRICE & PARTS LIST

(A1600 System)

GREASE APPLICATOR HOUSING



July 2003

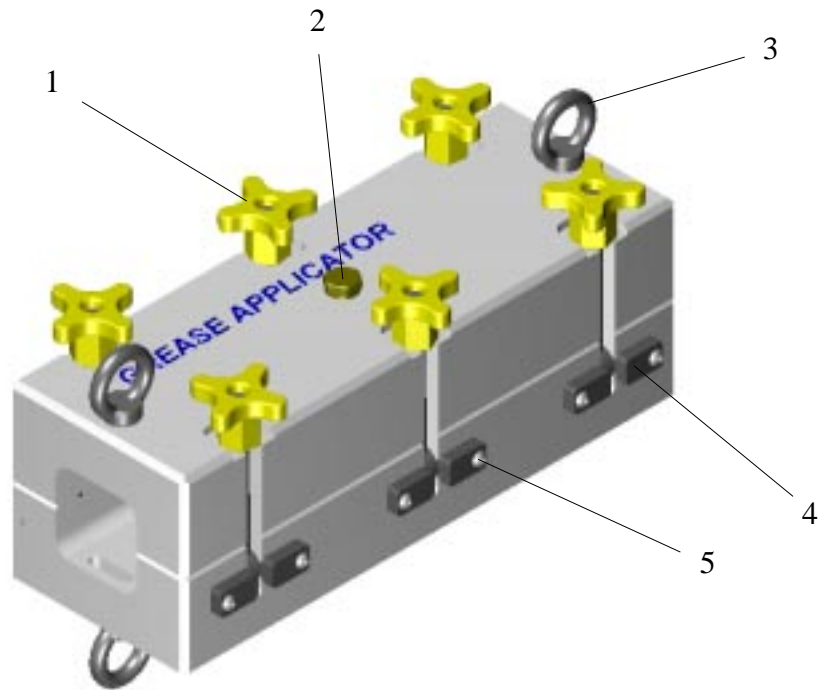
Part No. A1600-HOUSING

GREASE APPLICATOR HOUSING

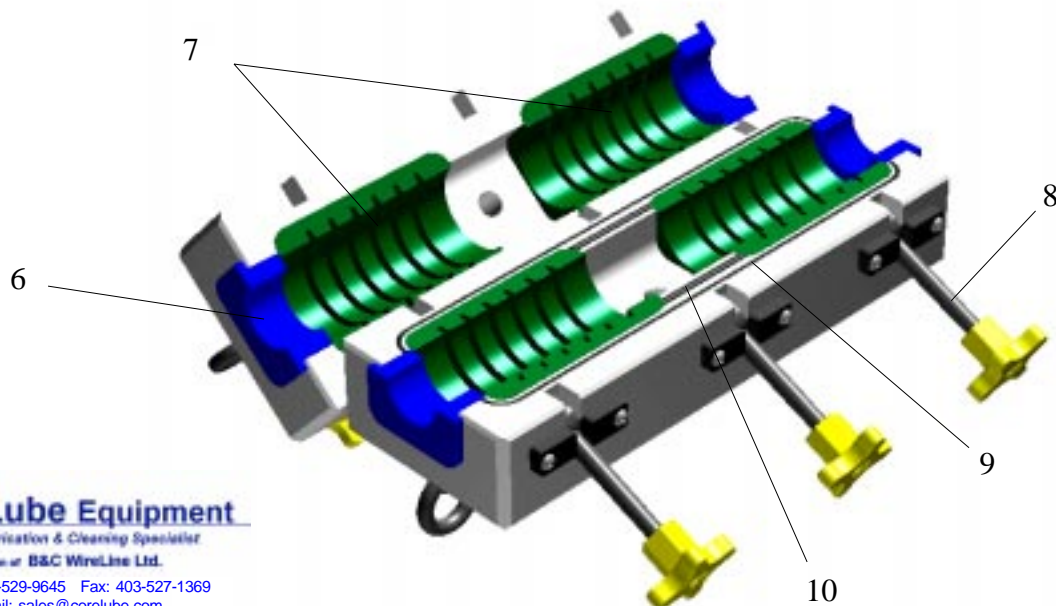
REPLACEMENT PARTS LIST

- (1) # 351-26 Hand Knob
- (2) # 121-D 1/2" NPT Hex Plug
- * (2A) # S3748-8D 37' Flare Fitting
- (3) # 280-20 Shoulder Eye Bolt
- (4) # P3763 Pin Holder
- (5) # NPN-41 SS Bolt
- (6) # GBxxx Bushing
- (7) # GSxxx Grease Seal
- (8) # 279-11 Swing Bolt
- (9) # O-Ring Seal 1/8" Dia.
- (10) # O-Ring Seal 1/4" Dia.

* Not Shown



Includes: (1) A1600 Housing as shown above, Operators Manual & Parts List.
Accommodates cable sizes from (1/4") 6.3mm to (2.1/2") 63.5mm.




Phone: 403-529-9645 Fax: 403-527-1369
E-mail: sales@corelube.com
WWW.CORELUBE.COM

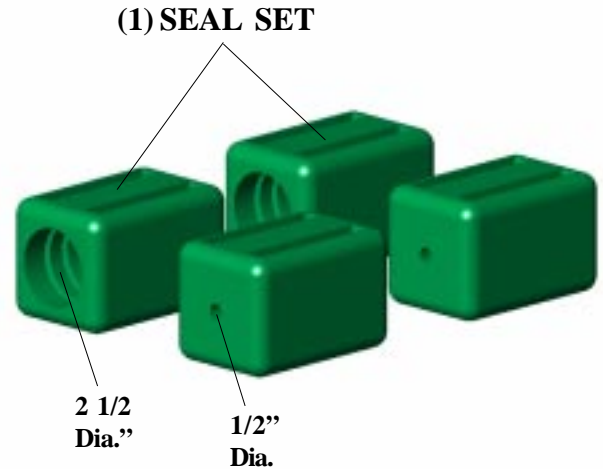
PRICE LIST

(A-1600 System)

GREASE SEALS & BUSHINGS



PART No.	SEAL SIZES			
GS0.250	SEAL	0.250"	1/4	6.3mm
GS0.500	SEAL	0.500"	1/2	12.7mm
GS0.750	SEAL	0.750"	3/4	19.0mm
GS1.000	SEAL	1.000"	1	25.4mm
GS1.250	SEAL	1.250"	1 1/4	31.7mm
GS1.500	SEAL	1.500"	1 1/2	38.1mm
GS1.750	SEAL	1.750"	1 3/4	44.4mm
GS2.000	SEAL	2.000"	2	50.8mm
GS2.250	SEAL	2.250"	2 1/4	57.1mm
GS2.500	SEAL	2.500"	2 1/2	63.5mm



Selecting the correct size seal:

The seal size should be within +/- 5% of the cable diameter.

All seals have a squeeze factor incorporated into their design.

To achieve a mechanical seal around a cable the seal must mold itself to the contour of the cable.

ORDERING SEALS:

Not all the seal sizes are listed.

Seal part numbers start with (GS)

To order seals simply write # GS and the size.

Example: #GS 1.125 or #GS 28mm etc...

Same price for all seal sizes.

ORDERING BUSHINGS:

Sizes are available from 1/4" - (6mm) to 2 1/2" - (64mm).

Bushing part numbers start with (# GB).

The bushings are intended to reduce the wear on the seals.

Most of the wear will accrue at the entrance to the housing.

Bushings at both ends are not required in most cases.


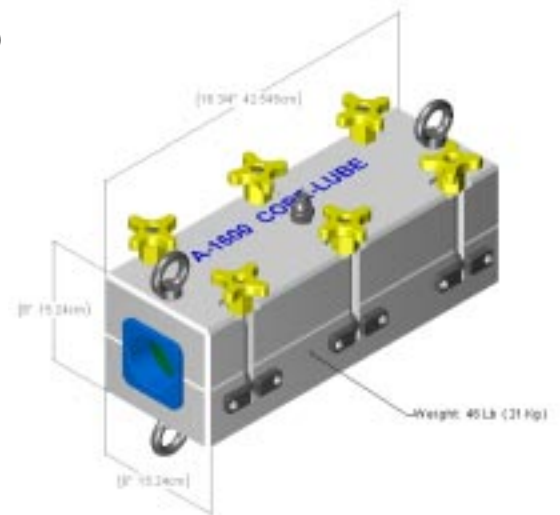


(A-1600 System) GREASE APPLICATOR HOUSING



HOUSING WEIGHT WITH SEAL & BUSHINGS = 46 LB (21 Kg)

SIZE: 16 3/4" x 6" x 6" (42.5cm x 15.24cm x 15.24cm)



The Complete A-1600-LB1 Grease System

Medium-Pressure Grease Pump 15:1 Package No. 2078

Handles: NLGI #0 & #00 Greases

Fits Container Size: 35 lb. (16 kg)

Comes with 1 Grease Seal & 1 Scraper Bushing any size.

Other Grease Pump Package Available:

Fire-Ball 15:1 Pump Package Options Doc.

Fire-Ball 50:1 Pump Package Options Doc.



Fire-Ball 15:1



Fire-Ball 50:1



Phone: 403-529-9645 Fax: 403-527-1369

E-mail: sales@corelube.com

WWW.CORELUBE.COM

Grease Pumps

Pourable Grease Dispensing Packages



Phone: 403-529-9645 Fax: 403-527-1369
E-mail: sales@corelube.com
WWW.CORELUBE.COM

Fire-Ball™ 15:1

Typical Application

- Medium-pressure grease dispense at moderate temperatures

Features and Benefits

- 1 Non-corrosive air motor design (metal parts made of SST, aluminum and chrome) for long life
- 2 No metal-to-metal contact provides longer pump life and withstands harsh environments
- 3 Double-acting pump provides smooth fluid flow
- 4 Few moving parts translates into low maintenance and low cost of ownership

Typical Fluids Handled

- NLGI #0 grease
- NLGI #00 grease

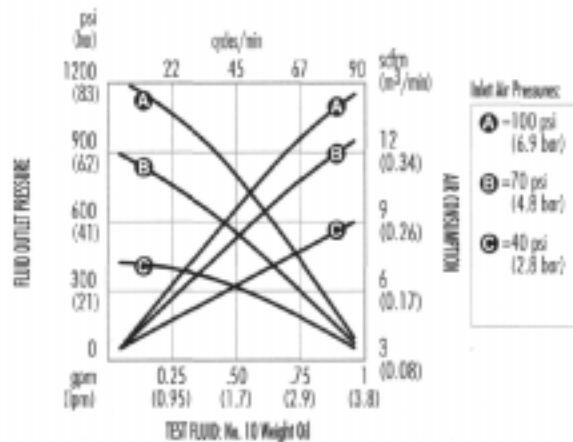


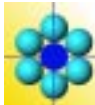
Package 2078 shown

The Valve / Reg. Kit & Fluid Hose are not shown.

Technical Specifications Pump Performance

Max. fluid pressure	2700 psi (186 bar)
Air motor effective diameter	3 in. (7.6 cm)
Operating range	40-180 psi (2.8-12.5 bar)
Max. continuous duty flow rate	0.7 gpm (2.7 lpm)
Approx. air consumption @100 psi (7 bar)	17 cfm
Air inlet	3/8 npt (F)
Material outlet	1/4 npt (F)
Material inlet	1 npt (straight inlet)
Wetted parts	CS, AL, Leather, Teflon, Rubber
Service manual	306531





CoreLube Equipment

Cable Lubrication & Cleaning Specialist
division of B&C WireLine Ltd.


Phone: 403-529-9645 Fax: 403-527-1369
E-mail: sales@corelube.com
WWW.CORELUBE.COM

Grease Pumps

Pourable Grease Dispensing Packages

Fire-Ball 15:1 Packages

	Stationary Pail Dispenser	Stationary Drum Dispenser	Cover-Mounted Drum Dispenser
Drum Size	35 lb. (16 kg)	120 lb. (55 kg)	400 lb. (180 kg)
* Package No.	2078	0170	0171
Pump No.	206405	206699	206700
* Valve & Reg. Kit	2847744	2847744	2847744
* Fluid Hose	3-12-3000	3-12-3000	3-12-3000
	3/8" x 12'	3/8" x 12'	3/8" x 12'
Drum Cover	222058	204574	200326
Instruction Manual	307882	307882	307882



* CORELUBE EQUIPMENT PART NUMBERS

The Valve / Reg. Kit & Fluid Hose are not shown.

Grease Pumps

Air-Operated Piston Pumps



CoreLube Equipment
Cable Lubrication & Cleaning Specialist
division of B&C WireLine Ltd.

Phone: 403-529-9645 Fax: 403-527-1369
E-mail: sales@corelube.com
WWW.CORELUBE.COM

Fire-Ball™ 50:1

Typical Application

- High-pressure grease dispense

Features and Benefits

- 1 Non-corrosive air motor design (metal parts made of SST, aluminum and chrome) for long life
- 2 No metal-to-metal contact provides longer pump life and withstands harsh environments
- 3 Double-acting pump provides smooth fluid flow
- 4 Few moving parts translates into low maintenance and low cost of ownership
- 5 Robust grease inlet cage withstands the most abusive handling

Typical Fluids Handled

- NLGI #00 Lubricating Grease
- NLGI #0 Lubricating Grease
- NLGI #1 Lubricating Grease
- NLGI #2 Lubricating Grease

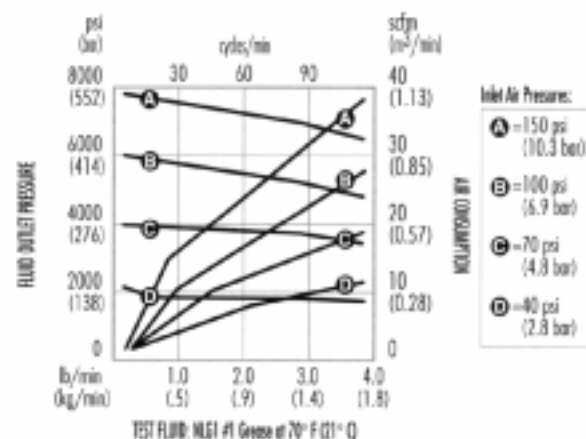


Fire-Ball 50:1
239888 shown

Technical Specifications

Max. fluid pressure	8400 psi (580 bar)
Air motor effective diameter	3 in. (76.2 mm)
Operating range	30-140 psi (3.0-9.7 bar)
Max. continuous duty flow rate	1.82 lb./min (0.83kg./min.)
Approx. air consumption @100 psi (7 bar)	22.8 cfm
Air inlet	3/8 npt (f)
Material outlet	1/4 npt (f)
Material inlet	slotted
Wetted parts	CS, Delrin, Buna-N, Polyurethane
Service manual	308883

Pump Performance



Grease Pumps

Air-Operated Piston Pumps

Fire-Ball 50:1 Pkgs. for 35-70 lb. (16-32 kg) Containers

	Portable Pail Dispenser	Stationary Pail Dispenser	Cart-Mounted Pail Dispenser	Cart-Mounted Pail Topper
Container Size	35 lb. (16 kg)	35 lb. or 70 lb. (16 kg or 32 kg)	35 lb. or 70 lb. (16 kg or 32 kg)	35 lb. (16 kg)
* Package No.	2069	5827	5773	6012
Pump No.	239877	239877	239877	239877
* Valve & Reg. Kit	2938756	2938756	2938756	2938756
* Fluid Hose	5-12-6000	5-12-6000	5-12-6000	5-12-6000
	1/2" x 12'	1/2" x 12'	1/2" x 12'	1/2" x 12'
Plate Size	35 lb.	35 lb. 70 lb.	35 lb. 70 lb.	-
Follower Plate #	220653	220653 or 220654	220653 or 220654	-
Cover	222059	204574	204574	-
Holster	-	203976	203976	203976
Container	-	204134	204134	-
Cart	-	-	203650	203650
Elevator	-	-	-	203664
Inductor Plate	-	-	-	204351
Instruction Manual	307878	307878	307878	307878



* CORELUBE EQUIPMENT PART NUMBERS

The Valve / Reg. Kit & Fluid Hose are not shown.

Containers must be ordered separately.

Grease Pumps

Air-Operated Piston Pumps



Cable Lubrication & Cleaning Specialist
 Division of B&C WireLine Ltd.
 Phone: 403-529-9645 Fax: 403-527-1369
 E-mail: sales@corelube.com
 WWW.CORELUBE.COM

Fire-Ball 50:1 Packages for 120 lb. (55 kg) Containers

	Portable Package w/Caster Base	Portable Package w/Two-Wheel Cart	Portable Package w/Heavy-Duty Cart	Stationary Supply Package	Stationary Supply Topper-Inductor Package
Container Size	120 lb. (55 kg)	120 lb. (55 kg)	120 lb. (55 kg)	120 lb. (55 kg)	120 lb. (55 kg)
* Package No.	5006	5026	2245	5014	222073*
Pump No.	239887	239887	239887	239887	239887
* Valve & Reg. Kit	2938756	2938756	2938756	2938756	2938756
* Fluid Hose	5-12-6000	5-12-6000	5-12-6000	5-12-6000	5-12-6000
	1/2" x 12'	1/2" x 12'	1/2" x 12'	1/2" x 12'	1/2" x 12'
Air Hose	-	-	-	-	-
Follower Plate	220654	220654	220654	220654	-
Cover	204574	204574	222060	204574	-
Holster	203976	203976	-	-	-
Caster Base	203622	-	-	-	-
Cart	-	203650	222243	-	-
Elevator	-	-	-	-	204121
Pump Support	-	-	-	-	222074**
Hold Down Kit	-	-	222061	-	-
Instruction Manual	307878	307878	307878	307880	306523



* CORELUBE EQUIPMENT PART NUMBERS

The Valve / Reg. Kit & Fluid Hoses are not shown.

** pump support assembly includes dust cover, base, inductor plate and 6 ft. (1.8 m) air hoses

Grease Pumps

Air-Operated Piston Pumps

Fire-Ball 50:1 Packages for 400 lb. (180 kg) Containers

Container Size	Stationary Package	Topper-Inductor Package
	400 lb. (180 kg)	400 lb. (180 kg)
* Package No.	5016	6013
Pump No.	239888	239888
* Valve & Reg. Kit	2938756	2938756
* Fluid Hose	5-12-6000 1/2" x 12'	5-12-6000 1/2" x 12'
Follower Plate	223845	-
Cover	200326	-
Carriage	-	204461
Elevator	-	204385
Inductor Plate	-	204353
Base	-	205339
Instruction Manual	307880	306556



* CORELUBE EQUIPMENT PART NUMBERS

The Valve / Reg. Kit & Fluid Hose are not shown.



Phone: 403-529-9645 Fax: 403-527-1369
E-mail: sales@corelube.com
WWW.CORELUBE.COM